

KNOWLEDGE ORGANISERS

Class 3

Summer Term 2025



Les Jeux olympiques

Phonics

qu sound in:
• olympiques



ç sound in:
• français

an sound in:
• antique



silent letters

Letters at the end of words are sometimes not pronounced in French, such as the 's' at the end of 'modernes'.

Vocabulary

10 Olympic sports and their articles/determiners.



How to write a phrase describing an athlete by their performance sport.



Il fait de la boxe.

Il est boxeur.

He does boxing. He is a boxer.

Grammar

To understand agreement rules better and that nouns can change spelling depending on the gender of the person they are describing.

Il est boxeur.

He is a boxer.

Elle est boxeuse.

She is a boxer.

Understanding better that the determiner is often dropped when the sport is used with the verb 'faire' (to do a sport).

Je fais de l'escrime.

I do fencing.

What I will learn:

- Objective 1: I will learn to listen attentively to longer passages in French, decoding using cognates.
- Objective 2: I will learn to understand more of what I hear and read using story ordering to help me decode unknown language.
- Objective 3: I will learn 10 nouns for Olympic sports with their correct articles/determiners.
- Objective 4: I will learn how to say, 'I do' and 'I do not do' a particular sport using the verb 'faire' (to do) in French.
- Objective 5: I will learn that nouns can change spelling in French depending on the gender of the person being described.



Les Jeux olympiques



le triathlon



la boxe



le plongeon



l'athlétisme



l'équitation



le cyclisme



l'escrime



le tir à l'arc



l'aviron



la natation

Prior Learning

Sustained pace over short and longer distances. Ran as part of a relay team. Performed a range of jumps and throws.

Unit Focus

Apply strength and flexibility to throwing, running and jumping. Accurately and confidently judge across a variety of activities. Work in collaboration to demonstrate improvement.

We are learning...

1. sprint start technique to increase our running speed.
2. the three phrases of triple jump.
3. the heave throw technique and what it is used for.
4. to assess our own ability to play our role in parlauf.
5. the scissor jump technique and when it would be used in athletics.
6. to record and relay results over a range of track and field events.

Key Questions

1. In which Olympic athletics event is the heave throw used?
2. How can you develop your fitness through parlauf running?
3. What are the 3 phases of triple jump?

Equipment

A variety of balls, hoops, bean bags, quoits, throw-down markers, hurdles, stopwatches, measuring tape, metre rule, skipping ropes, foam discus, hurdles, flexibar.

Vocabulary

Safety, rules, targets, record, set, take over, pass, strength, judge, trajectory, sprint, shuttle, assess.

Concepts

- Running for time and running for distance.
- Linking sport-specific movements to everyday tasks.

Assessment Overview

Head - Accurately and confidently record multiple scores under pressure.
Hand - Combine different jumping skills to accurately replicate the triple jump technique.
Heart - Judge your strengths and weaknesses to fulfil your role in a running challenge.



Key vocabulary

Christian - someone who follows the religion of Christianity

10 Commandments - the rules which Christians believe they should follow so they know how God wants them to behave

Moral code - a consistent set of rules prescribing the right behaviour for a set of people

Agnostic - a person who believes nothing is known or can be known about the existence or nature of God

Atheist - a disbelief or lack of belief in the existence of God or Gods

Afterlife - life after death (for Christians Heaven)

Rational thinking - the ability to consider all the relevant information (e.g. facts, opinions, judgements and data) to arrive at a sound conclusion

Values - the standards of a person's behaviour, what is important in their life

KNOWLEDGE ORGANISER

RE


What matters most to Christians and Humanists?

Humanists reject the idea or belief in a supernatural being such as God. This means that Humanists class themselves as agnostics or atheist. Humanists have no belief in an afterlife, so they focus on seeking happiness in this life. They believe that human experience and rational thinking provide the only source of both knowledge and a moral code to live by.

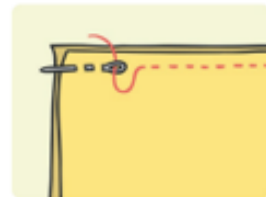
By the end of this unit I will be able to

- Identify values found in stories and texts
- Suggest ideas about why humans can be good and bad, making links with Humanist ideas
- Describe what Christians mean about humans being made in the image of God and being fallen giving examples
- Describe some Christian and Humanist values simply
- Express their own ideas about some big moral concepts, such as fairness and honesty comparing them with the ideas of others
- Suggest reasons why it might be helpful to follow a moral code and why it might be difficult, offering different viewpoints





Simple Sewing Stitches



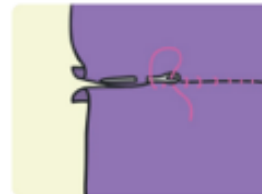
running stitch



basting stitch



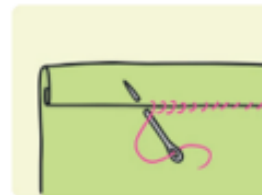
backstitch



invisible stitch



slip stitch



hemming stitch



overcast stitch/whipstitch



catch stitch

This sequence of lessons focusses on understanding textiles, in particular, embroidery. Key learning from this unit will explore the history of embroidery and what it is. This unit will also explore the different artists and how they have applied their embroidery skills for different purposes.

Children develop skills in how to thread a needle, sew different types of stitches and apply their skills to a piece of embroidery artwork.

Threading a Needle Help Sheet

Here are three different methods to help you thread your needle.

Method 1
Use scissors to trim the end of your thread because a frayed end will be difficult to thread through the needle.

Method 2
Fold the thread over the shaft of the needle and slide it off the point of the needle. This helps to make a strong fold in the thread. Now, push the folded edge through the eye of the needle.

Method 3
Use a needle threader tool. Slide the loop on the end of the tool through the eye of the needle. Then, push the thread through this loop. Now, pull the needle threader tool backwards away from the eye of the needle. The tool will pull the thread through the eye of the needle as this happens.

Design & Technology: TEXTILES