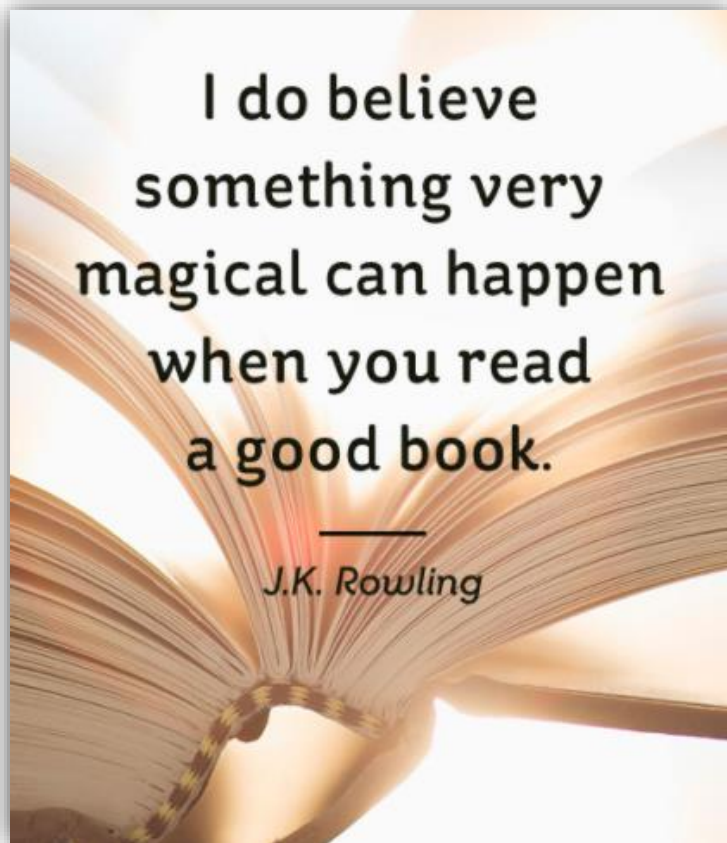




**HIGHAM-ON-  
THE-HILL CHURCH  
OF ENGLAND  
PRIMARY SCHOOL**

# **How to help with Reading in Year 6**

**Parent advice booklet**




## National Curriculum Expectations Year 6

By year 6, pupils should be able to

- accurately read aloud a wide range of poetry and books written at an age appropriate interest level at a reasonable speaking pace.
- read most words effortlessly and work out the pronunciation of unfamiliar written words with increasing automaticity. If the pronunciation sounds unfamiliar, pupils in year 6 should independently ask for help in determining both the meaning of the word and how to pronounce it correctly.
- read texts aloud with appropriate intonation to show their understanding.
- summarise and present a familiar story in their own words.
- read widely and frequently for pleasure and to retrieve information, outside of school as well as in school.
- read silently with good understanding.
- infer the meanings of unfamiliar words and then discuss what they have read.
- expand their vocabulary through exposure to stories, plays, poetry, non-fiction and textbooks, both read by them and to them by others.
- listen to books and other writing that they have not come across before – hearing and learning new vocabulary and grammatical structures, and having a chance to talk about this.
- develop confidence, enjoyment and mastery of language which can be extended through public speaking, performance and debate.

*By the end of year 6, your child's reading should be sufficiently fluent and effortless enough for them to manage the general demands of the curriculum in year 7, across all subjects, in order to enable them to learn the necessary subject-specific vocabulary*

## What does this mean for parents?

<p>Give your child <b>access to plenty of texts</b> on many different topics and by a <b>wide range</b> of authors who write in different styles (see the class page on the website for a list of suggested books)</p>	<p>Encourage <b>discussion</b> with your child when <b>pronouncing new words</b> if their reasonable attempt does not sound correct.</p>	<p><b>Broaden the vocabulary</b> you use when speaking to your child and be prepared to clarify the meaning of a wider range of words, modelling them within sentences.</p>
<p><b>Encourage your child</b> to read silently to themselves but check their understanding of what they have read after doing so</p>		<p><b>Read difficult texts</b> to your child and allow them the chance to listen and ask questions</p>

# HOW CAN YOU HELP?

- ⦿ Read to
- ⦿ Read with
- ⦿ Discuss & ask questions
- ⦿ Library use
- ⦿ Role models – seeing others reading
- ⦿ Audio books
- ⦿ Reading for purpose – menus, shop labels, signposts, instruction manuals, etc.
- ⦿ Reading for pleasure – poetry, fiction, non-fiction.

**READING**

*is to the*

**MIND**

what

exercise



*is to the* **BODY.**



Sir Richard Steele





In the table below, all the learning objectives for the children (green column) have been matched with questions which you can ask at home (purple column). You can choose which one you want to work on with your child. Don't try and do too much in one go. Talking about books, stories, facts and poetry is as good as listening to a child read. You can combine it with research for homework for example.

Please ask your child's teacher if you need any more ideas.

<u>YEAR 6 EXPECTATION</u>	<u>WHAT YOU CAN DO TO HELP</u>
Apply their knowledge of root words, prefixes and suffixes, both to read aloud and to understand the meaning of new words they meet	<i>Can you find a word which begins with the prefix dis-? What does the prefix anti- mean? What could this new word mean?</i>
Maintain positive attitudes to reading and an understanding of what they have read	<i>Did you enjoy that book? Why? What kind of text would you like to read next?</i> 
Continue to read and discuss a wide range of fiction, poetry, plays, non-fiction, reference books and textbooks	<i>What did you think about...? Shall we go and watch a play about...? Have you ever read a... poem?</i>
Read books which are structured in different ways and written for a range of purposes	<i>Can you see any subheadings in this text? Why are they used? What organisational feature is this?</i> 

<p>Increase their familiarity with a wide range of books, including myths, legends, traditional stories, modern fiction, fiction from our literary heritage and books from other cultures and traditions</p>	<p>What type of story is this? Have you ever read a...? Let's go to the library and see if we can find a book from... What other cultures would you like to read about?</p>
<p>Recommend books that they have read to their peers, giving reasons for their choices</p>	<p>Would you recommend it? Who do you think would like this book? What makes it so good?</p> 
<p>Identify and discuss themes (such as loss or heroism) and conventions (such as the use of first person in diary entries) in and across a wide range of writing</p>	<p>Can you see a theme running through this story? What is it? How often is it mentioned? How does this text differ to a story?</p>
<p>Make comparisons within and across books</p>	<p>Is that what ... said had happened too? How is... similar to...? Do they differ?</p> 
<p>Learn a wider range of poetry by heart</p>	<p>Can you recite...? Can you remember your class poem?</p>
<p>Prepare and perform poems and plays out loud, showing an understanding through intonation, tone and volume so that meaning is clear to the audience</p>	<p>Would you like to try going to a local drama group? Think about your voice when you read that; how might the witch speak?</p>

<p>Check that the book makes sense to them; discussing their understanding and exploring the meaning of new words in context.</p>	<p>Tell me about what you've just read. Were there any words you didn't quite understand? The word... means...; in a sentence it's...</p>
<p>Ask questions to improve their understanding</p>	<p>Is there anything you don't understand that you want to ask me about?</p>
<p>Draw inferences, such as inferring characters' feelings, thoughts and motives from their actions, and justify inferences with evidence</p>	<p>How do you think... Is feeling? What makes you say that? Show me in the text. Why do you think... acted in that way?</p> 
<p>Predict what might happen from details stated and implied</p>	<p>What might...? What makes you think that? Show me in the text.</p>
<p>Summarise the main ideas drawn from more than 1 paragraph, identifying key details that support the main ideas</p>	<p>What theme can we see across these paragraphs? Is anything mentioned more than once?</p>
<p>Identify how language, structure and presentation contribute to meaning</p>	<p>Why is this text set out this way? How does that help you as a reader?</p>
<p>Discuss and evaluate how authors use language, including figurative language, and consider the impact on the reader</p>	<p>Can you find an example of figurative language on this page? Why might the author write in this way?</p>

<p>Distinguish between statements of fact and opinion</p> <div data-bbox="335 264 778 474" style="border: 1px solid black; padding: 10px; text-align: center;"> <p><b>FACT OR OPINION?</b></p>  </div>	<p>Do you think... is a statement of fact or an opinion? How do you know?</p>
<p>Retrieve, record and present information from non-fiction texts</p>	<p>Find the part of the text about... What does... mean? How will you present this information for your homework?</p>
<p>Participate in discussions about books that are read to them and those they can read themselves, building on their own and others' ideas and challenging views courteously</p>	<p>I think that.... Do you agree? Why do you agree / why not? Tell me your opinion about... I don't agree. I think that... In my opinion...</p> 
<p>Explain and discuss their understanding of what they have read, including through formal presentations and debates, maintaining a focus on the topic and using notes where necessary</p>	<p>Over the holidays, I would like you to plan a presentation for me on... Can you explain to me why ...is the best snack? I think... is. Let's debate it. Can you think of three reasons why...?</p>
<p>Provide reasoned justification for their views</p>	<p>Why do you think that? What evidence supports that idea?</p>

#Reading is for Everyone

